PLAN A VACATION
PROJECT BASED LEARNING

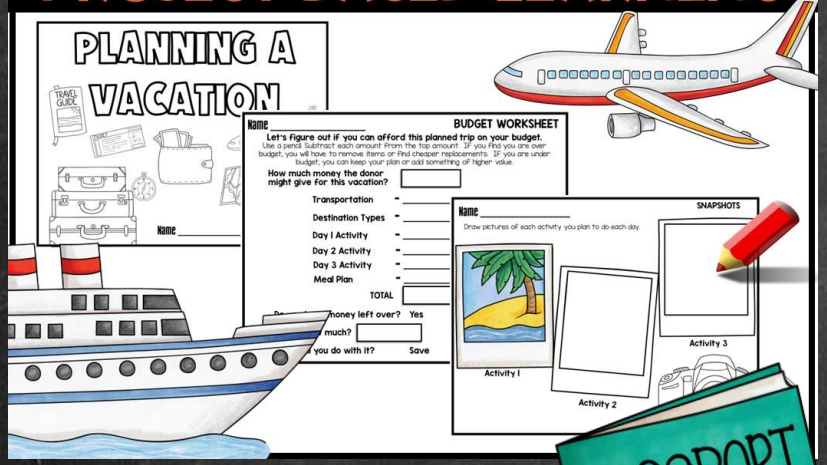



BE THAT TEACHER THEY REMEMBER!

Students will plan a vacation by being given a budget and choosing transportation, location, activities and meal options.

DIRECTIONS

You can use the next page as a cover and pick and choose the pages you want your students to complete for the project to make a booklet.
Read the letter to the students to make sure they understand the expectations of the project. The letter says that everyone who participates will get something. Be prepared with a treat, homework pass, or the certificate provided for completing the activity.

Students will plan and budget a vacation. They will make a brochure and write an opinion or persuasive paper. Use the provided rubric to score students on their projects. This project takes about a week to complete if you allow 30 minutes a day.

The pre-made set is made for $100 as a budget and only uses round numbers for primary students.

If you want to tailor it to your student's needs and/or make it more difficult, use the 2nd half of this PowerPoint to EDIT the Budget and prices on the sheets provided using the text boxes that say "EDIT HERE." You can differentiate lessons for individual students. Backgrounds can not be edited due to copyright laws.

Need to do this virtually? Try these GOOGLE SLIDES:

https://docs.google.com/preser

Please respect my work and DO NOT share this link with other teachers. Thank you.

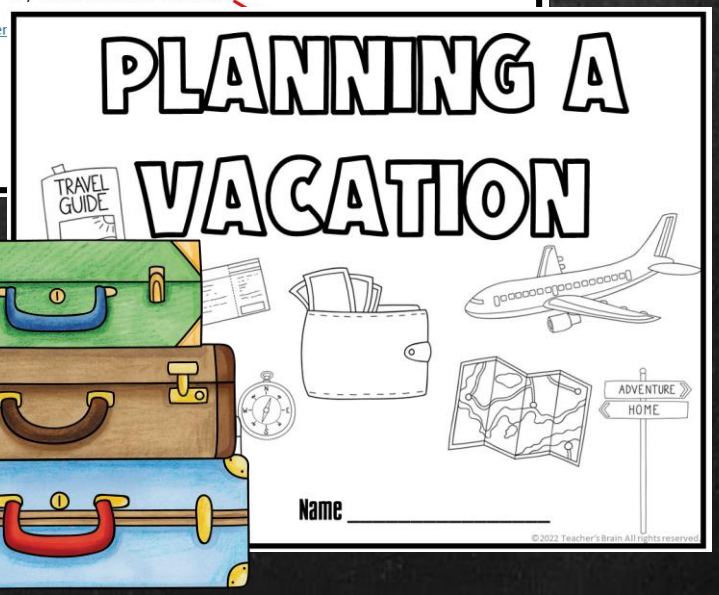

INCLUDED:

- EDITABLE POWERPOINT
- GOOGLE SLIDES VIRTUAL OPTION
- EDITABLE BUDGET
- MATH & WRITING OPTIONS
- Primary, Intermediate, and Virtual Text Options

PRE-MADE OR EDITABLE
TO DIFFERENTIATE



Students,

You have been working so hard all year on your academics! Because of your hard work, you are going to be given 3-days off from school. A mysterious donor will give some students $100 to go on a vacation. In order to qualify for this donation, you will have to work on a vacation plan and stay under the budget they give you.

Your task is to carefully plan a vacation using the budget she provided to ensure you don't go over the amount rewarded. The e mysterious do
is to and give pri
ransportation,

Name _____ DESTINATION TYPES

Check off your top choices for a vacation destination type.

❑ Camping



❑ International



❑ Mountains



❑ Beach



❑ Theme Park





ip

©2022 Teacher's Brain All rights reserved.

Name _____ ACTIVITIES

Check off some of the options you would like to include in the 3-day vacation. Then, choose 3 of your favorite activities, one for each day to add to your budget sheet.

❑ Hiking	$ 0	❑ Shows	$ 5.00
❑ Bike Ride	$ 2.00	❑ Cave Excursion	$ 7.00
❑ Sunbathe	$ 0	❑ Build Sandcastles	$ 0
❑ Snow Skiing	$ 10.00	❑ Bungee Jumping	$ 5.00
❑ Suba Diving	$ 10.00	❑ Shopping	$ 20.00
❑ Snorkeling	$ 8.00	❑ Visit Landmarks	$ 8.00
❑ Ziplining	$ 5.00	❑ Visit a Theme Park	$ 20.00
❑ Paddle Boarding	$ 2.00	❑ Swim with Dolphins	$ 8.00
❑ ATV Riding (4 Wheeling)	$ 10.00	❑ Whale Watching	$ 10.00
❑ Canoeing	$ 2.00	❑ Boating	$ 5.00
❑ Bird Watching	$ 0	❑ Sight Seeing	$ 0
❑ Jet Skiing	$ 8.00	❑ Golfing	$ 5.00
❑ Swimming	$ 0	❑ Lay Around	$ 0
❑ Fishing	$ 6.00		
❑ Museums	$ 4.00		
❑ Picnic	$ 0		



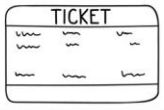

©2022 Teacher's Brain All rights reserved.

Name _____ Travel Planning Questionnaire

Check off your choices for each area to help plan the type of vacation you would like to have on your days off.

Level of Activity
- ❑ Very active, involve walking, hiking, sports
- ❑ Moderate, involves walking and light sports
- ❑ Light, no sports, light walking

Time of Year
- ❑ Winter
- ❑ Spring
- ❑ Fall
- ❑ Summer

Traveling as a...
- ❑ Individual
- ❑ Couple
- ❑ Small group
- ❑ Large Group

Level of Adventure
- ❑ High
- ❑ Medium
- ❑ Low



Mode of Travel
- ❑ Bus
- ❑ Car
- ❑ Plane
- ❑ Ship
- ❑ Train
- ❑ Walking

Lodging Requirements
- ❑ 4 to 5 Star Hotel
- ❑ 3 Star Hotel
- ❑ Villa or Home
- ❑ Open to Unique Lodging

Possible Locations
- ❑ Dessert
- ❑ Beach
- ❑ City
- ❑ Mountains
- ❑ Small Town
- ❑ Rainforest
- ❑ Theme Park

Add Comments:

_____

_____

_____

_____

©2022 Teacher's Brain All rights reserved.



SAMPLE

The pre-made option is a budget of $100. Each item is at a rounded price for primary students. Edit the budget and prices for increased difficulty.

LEARN HOW TO STAY WITHIN A BUDGET.

Name _____ **MEAL PLANS**

Check off one meal plan to add to your budget sheet.



❑ **MEAL PLAN A - Pack or Cook Meals** $10.00
You will buy food from a store to pack, cook, or prepare meals. Snacks included.



❑ **MEAL PLAN B - Fast-Food** $12.00
All meals will be from fast-food restaurants.

Name _____ **BUDGET WORKSHEET**

Let's figure out if you can afford this planned trip on your budget.
Use a pencil. Subtract each amount from the top amount. If you find you are over budget, you will have to remove items or find cheaper replacements. If you are under budget, you can keep your plan or add something of higher value.

How much money the donor might give for this vacation? ☐

Transportation - _____
Destination Types - _____
Day 1 Activity - _____
Day 2 Activity - _____
Day 3 Activity - _____
Meal Plan - _____
TOTAL ☐

Do you have money left over? Yes No
If yes, how much? ☐
What will you do with it? Save Spend



©2022 Teacher's Brain All rights reserved.

ame _____ **BRAINSTORM IDEAS**

Write or draw pictures in the circles of vacation ideas.



The Best Vacation

Teacher's Brain All rights reserved.

_____ **TRANSPORTATION**

your choice of transportation to reach your vacation destination.



❑ **Airplane** $ 30.00



❑ **Cruise Ship** $ 40.00

❑ **Vehicle** $ 10.00



❑ **Train** $ 20.00



❑ **Stay Home**
$ 0



©2022 Teacher's Brain All rights reserved.

SAMPLE

Create a booklet or pass out pages individually.

Write an itinerary, create a brochure, or write a persuasive paper to get awarded a donation.

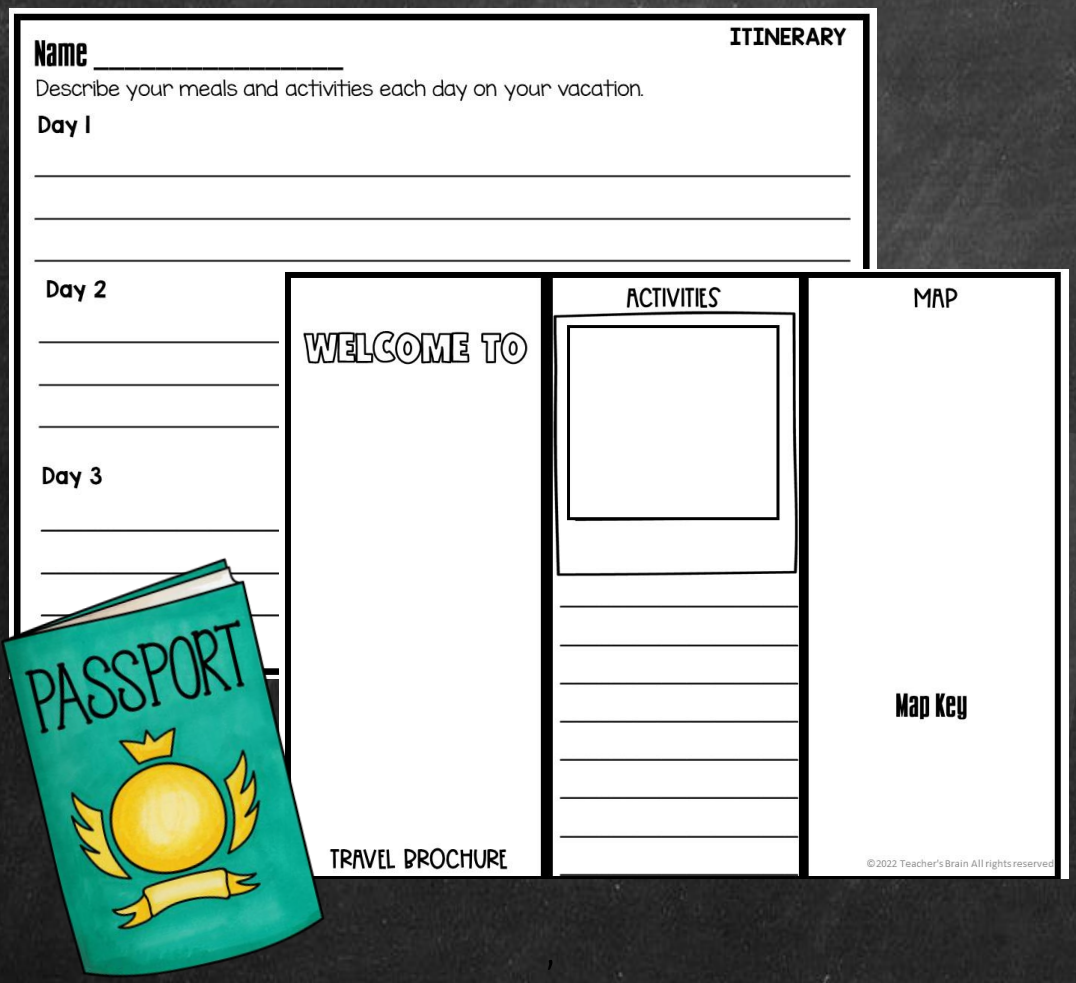

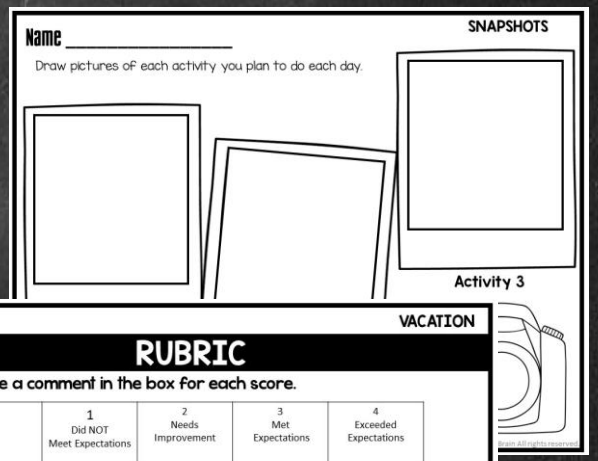

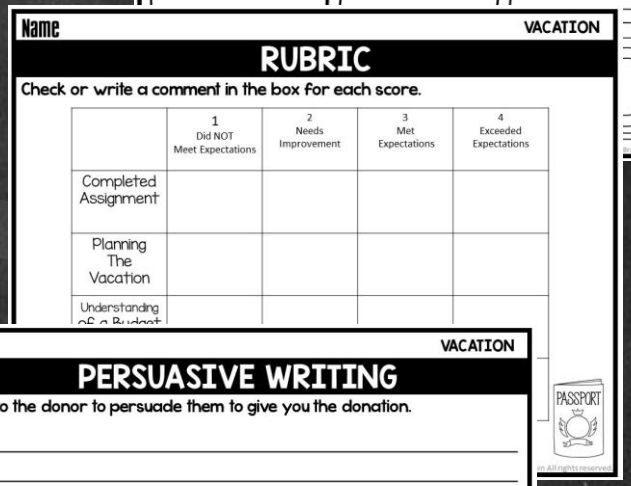

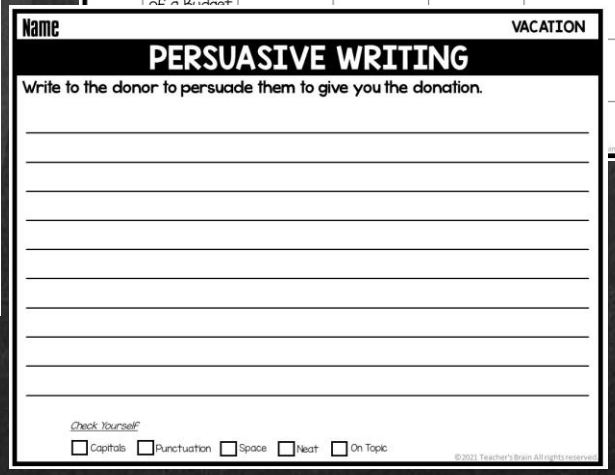

GOOGLE LINK Provided for Virtual Learning.

Opinion or Persuasive Writing
Primary and Intermediate
Lined Options

Edit the PowerPoint to Differentiate OR Edit and Use the GOOGLE Link for Virtual

Moveable Parts

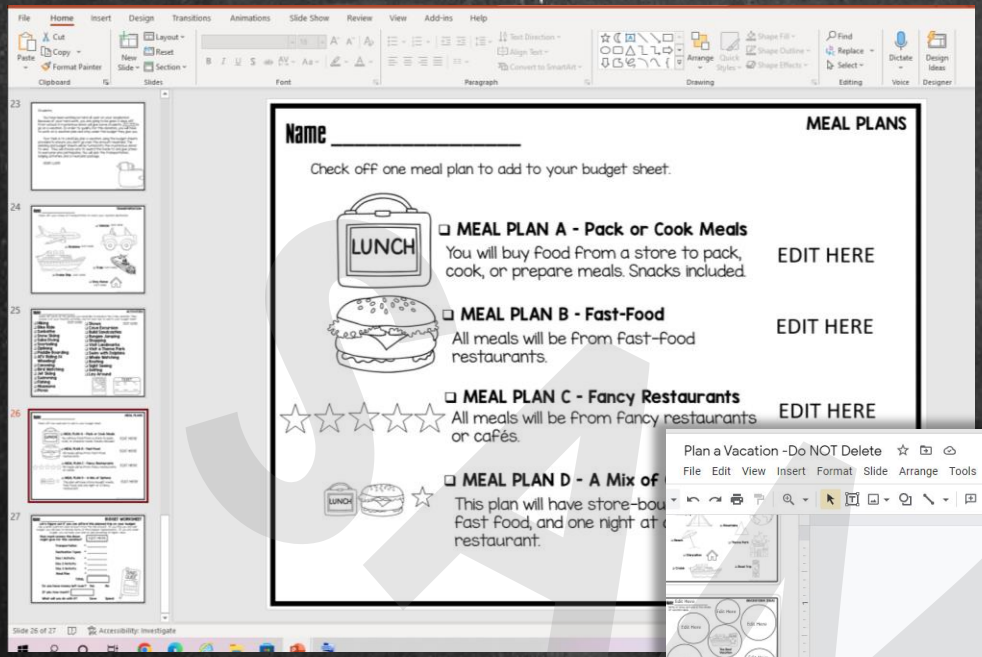

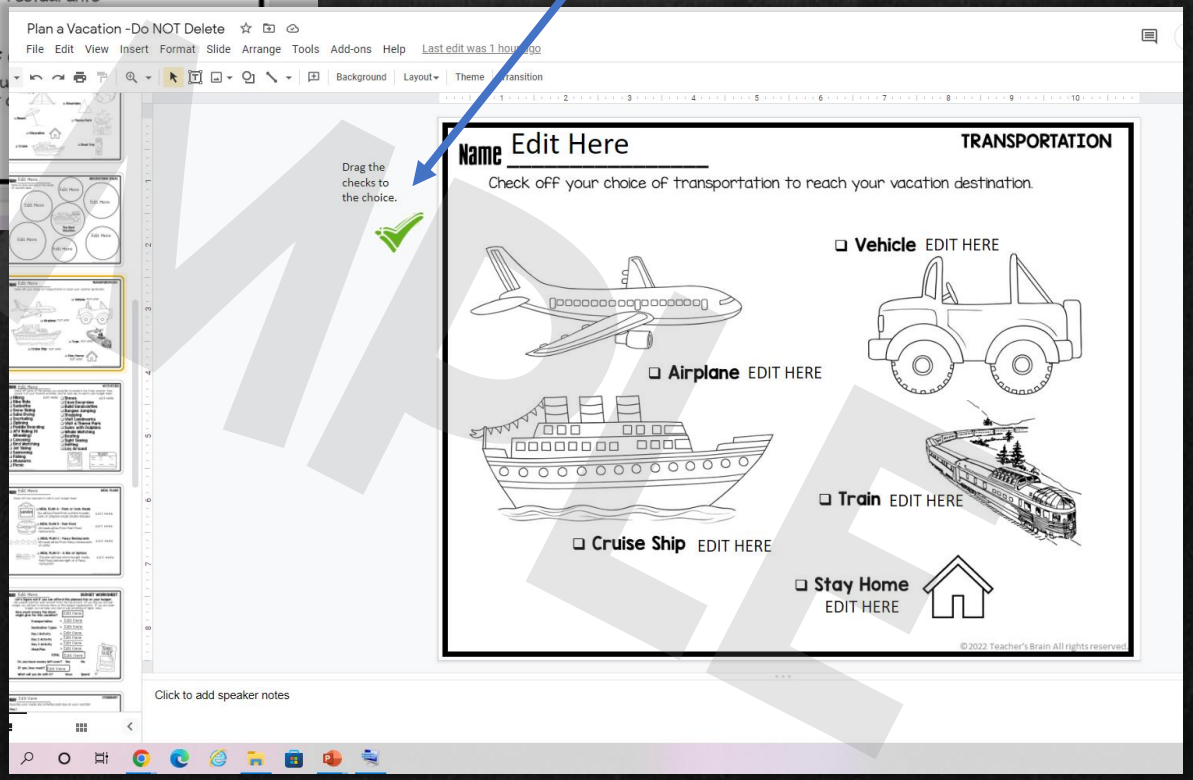

Backgrounds can NOT be edited, but the budget and prices of items can be edited.