
MATH READING WRITING REVIEW
SUMMER PACKET
FROM 5TH TO 6TH



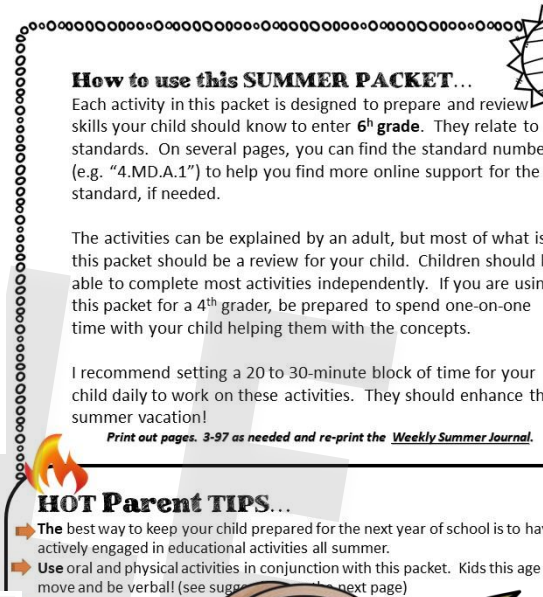
How to use this SUMMER PACKET...

Each activity in this packet is designed to prepare and review skills your child should know to enter 6th grade. They relate to standards. On several pages, you can find the standard numbe (e.g. "4.MD.A.1") to help you find more online support for the standard, if needed.

The activities can be explained by an adult, but most of what is this packet should be a review for your child. Children should able to complete most activities independently. If you are usin this packet for a 4th grader, be prepared to spend one-on-one time with your child helping them with the concepts.

I recommend setting a 20 to 30-minute block of time for your child daily to work on these activities. They should enhance th summer vacation!

Print out pages. 3-97 as needed and re-print the Weekly Summer Journal.

HOT Parent TIPS...

- **The** best way to keep your child prepared for the next year of school is to ha actively engaged in educational activities all summer.
- **Use** oral and physical activities in conjunction with this packet. Kids this age move and be verbal! (see sugg ... next page)
- **Encourage** your child to us ... large vo ... words in their ... and c language. Get excited wh ... hey recognize ... word ... at is fr ... st!
- **Print** out the summer j ... al each week. Use ... to ... describe t summer days. It make ... r a great keepsake! U ... sug ... ing prompts get "writer's block" an ... nco ... ng the sig ... ey can even a photos from their vac ... n.
- **READ DAILY** with you ... ld! This is t ... mp ... ducati can give your child. ... if it is a short ... a ... t s value reading, and n ... for yo

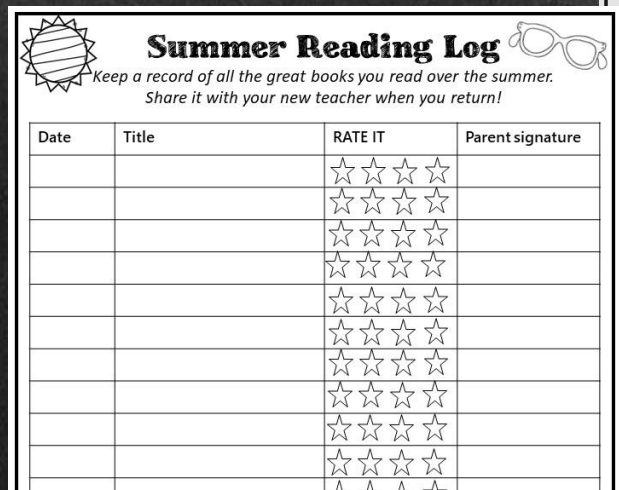
Summer Reading Log

Keep a record of all the great books you read over the summer. Share it with your new teacher when you return!

Date	Title	RATE IT	Parent signature
		☆☆☆☆	
		☆☆☆☆	
		☆☆☆☆	
		☆☆☆☆	
		☆☆☆☆	
		☆☆☆☆	
		☆☆☆☆	
		☆☆☆☆	
		☆☆☆☆	
		☆☆☆☆	

5TH TO 6TH Grade

with

Pick and Choose Printables

Sight Words, Reading Logs

Reading, Writing & Math

Sight Words, CONJUNCTIONS, Prepositions, Abbreviations, ABC Order, WORD SORTING

5th Grade Sight Words

Automatic words to know prior to 6th grade.
Say each word and highlight the words you know.

white	piece	quickly	cried	except	glass
help	heard	quiet	repeat	terrible	rock
well	become	govern	huge	tongue	tall
won't	happen	government	invisible	umbrella	alone
myself	happy	season	thought	weather	bottom
don't	remember	material	another	emphasize	language
new	numeral	special	should	before	window
buy	however	heavy	birthday	necessary	listen
use	money	cause	brought	destroy	energy
persuade	unit	forest	since	pleasure	explain
right	notice	edge	parade	strange	spring
which	field	third	nothing	practice	travel
wash	certain	month	yesterc		
draw	measure	square	several		
bring	afternoon	suddenly	tomorr		
better	finally	perhaps	compar		
clean	front	center	rough		
full	correct	medium	remain		
start	circle	general	guess		
show	ocean	believe	catch		
toward	minute	receive	caught		
water	decide	summer	touch		
point	course	energy	already		
different	built	member	minute		
sister	carefully	equipment	afraid		
mountain	island	simple	everyth		
problem	surface	exercise	interes		
without	machine	develop	person		
leave	science	distance	strong		
country	thousand	teacher	surpris		
body	cousin	record	behind		
south	system	instruct	breakf		
during	uncle	instrument	wonder		
whole	million	paragraph	certain		
morning	describe	raise	circus		
voice	length	clothes	climb		
complete	probably	region	captair		

© 2024 Teacher's Brain. All Rights R

Name _____

L5.1.A

CONJUNCTIONS

Conjunctions are words that join two or more words, phases or clauses.
Directions: Read each sentence. Circle the conjunction that connects the two phrases.

1. Dad walked the dog early, so he could go to lunch.
2. Patrick loves to bake but needs a new oven.
3. Mom loves to shop, but the mall was closed.
4. I ate a whole pizza yet I'm still hungry.
5. Sara loves to sing, for she is a great singer.
6. The bear is slow, but the turtle is slower.
7. My cat likes milk, but it likes water too.
8. Grandma loves to cook, for she is a good cook.
9. She gave us an easy test, so we all passed.
10. We can go to the park, or we can go to the beach.

Write a sentence using a conjunction.

_____

_____

Write a sentence using a conjunction

_____

Prepositions

Prepositions

A preposition gives information such as direction, time, and place.
Fill in the blanks with proper prepositions.

1. The girl looks similar _____ my cousin.
2. He laid _____ the bed.
3. She saw a sand dollar _____the beach.
4. We ate _____the restaurant.
5. I saw a movie _____the theater.
6. We will stay _____my Grandma.
7. _____
8. _____
9. _____
10. _____

Abbreviations

Name: _____

Abbreviations

An **abbreviation** is the shortened form of a word.

Mister=Mr. January=Jan. Road=Rd. Friday=Fri.

1. Monday_____
2. Tuesday _____
3. Wednesday_____
4. Thursday_____
5. Friday _____
6. Saturday _____
7. Sunday _____
8. Doctor _____
9. Street _____
10. February _____
11. March _____
12. Boulevard _____
13. April

Sort the Words

DIRECTIONS: Underline the ea, ou, y, and aw in the middle of each word. Then, sort the words

Word BANK

1. bread
2. myth
3. trouble
4. head
5. cousin
6. gym
7. hawk
8. thread
9. double
10. squawk
11. yawn
12. crystal

-ea-	-ou-
-y-	-aw-

100+ Pages

Reading, Writing and Math Review (not all printables are shown)

Probability

MATH CONTENT

Name:_____

Directions: Look at the spinner. and write the correct probability using the words: likely, less likely, 2 in 8 chances, equal chance, no chance.

1. What is the probability of the spinner landing on a fish? _____
2. What is the probability of NOT spinning on a fish? _____
3. What is the probability of the spinner landing on a bird? _____
4. What is the probability of the spinner landing on a pig? _____
5. Are you more likely to spin a snake or a turtle? _____ Explain.



© 2024 Teacher's Brain. All Rights Reserved.

Equivalent Fractions

me:_____

ections: Using the number lines shown, what is the equivalent fraction?

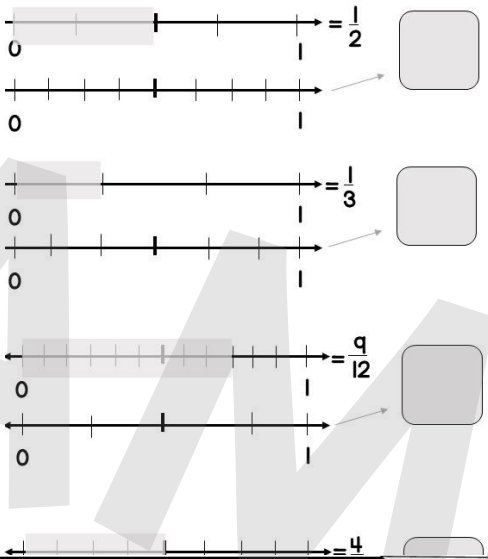

Name_____ Reading Comprehension

Inform

Read the passage, answer the questions, and highlight information found in the text you used to answer the questions. Circle the main idea and put a "?" next to words you don't know.

Forms of Matter

If you look around, you will find that everything you see is made of matter. The clothes you wear, the air and the delicious food you eat is all matter. There are three forms of matter that scientists label when describing matter.

One form of matter is a solid. Solids have a definite shape. It takes up a definite space. The overall shape of a solid does not change. Solids do not flow. Examples of solids are cars, books, and rocks.

Liquid matter takes the shape of the container. Even though the volume of liquid remains the same, the shape can change. Because it can change it's shape it is easily poured into other containers. Examples of liquid is water, blood, and tea.

The third form of matter is a gas. Gas is invisible. The air around us that we breathe is a gas. Gas can spread out to fill a container. You can put your hand through gases. We are surrounded by different gases. Oxygen is a gas that we breathe. Steam from boiling water is also an example of gas.

1. What are the three forms of matter?
2. List some examples of liquids from the text.
3. Which text structure did the author use to write the article? (circle one)
   a. Problem & Solution **b. Description**
4. What is matter?
5. Explain the form of gas.



Name _____

ADVERBS

ADVERBS

Directions: Adverbs answer the questions how? when? and where? For each sentence below, add an adverb that would complete the sentence.

1. My mom is at the end of her book. She _____ finished it.
2. I will eat _____.
3. We went _____ the water at the beach.
4. _____ I saw a dolphin in the ocean.
5. The dolphin were _____fast.
6. It was a long ride in the car to get _____.
7. I ran _____ out of the water when I saw a shark!

Name ___

Use a paperclip c
sense. If you spi
words have a sut

1. wal
2. say + _____ = _____
3. look + _____ = _____
4. kick + _____ = _____
5. lick + _____ = _____
6. sip + _____ = _____
7. call + _____ = _____
8. jump + _____ = _____

© 2024 Teacher's Brain. All Rights Reserved.

Spin a Suffix

When adding a suffix to a root word, we can change the tense of the word to past or present.

wish +ing =wishing



© 2024 Teacher's Brain. All Rights Reserved.

Students will practice reading, writing and math skills that you choose to put in the packet.

Name:_____

Multiplication

Directions: Use mental math to find and write the product.

80 x 20=1600	4 x 200=____
20 x 10= ____	40 x 60= ____
60 x 70= ____	90 x 40= ____
50 x 20= ____	80 x 30= ____
10 x 600= ____	60 x 20= ____
20 x 30= ____	80 x 30= ____
30 x 30= ____	50 x 40= ____
0 x 20= ____	700 x 10= ____
900 x 10= ____	90 x 30= ____

© 2024 Teacher's Brain. All Rights Reserved.

INFORMATIVE WRITING

Title:_____

Topic Sentence _____

Fact #1 _____

Fact #2 _____

OPINION Writing

Use the Sandwich Organizer to rewrite your Opinion paper.

by_____

WRITING A Narrative

Name _____

Topic Sentence:

First,

Next,

Then,

Last,

Closing:

Name _____

Biography Organizer

Read a biography and fill in the information.

Born (Place & Date)

Died (Place & Date)

FAMILY

Character Traits

QUOTE

Professions

Interesting Facts

Accomplishments

SAMPLE

Math Activities, Summer Journal

Make as many copies you want of the journal pages (6 included, 2 options)









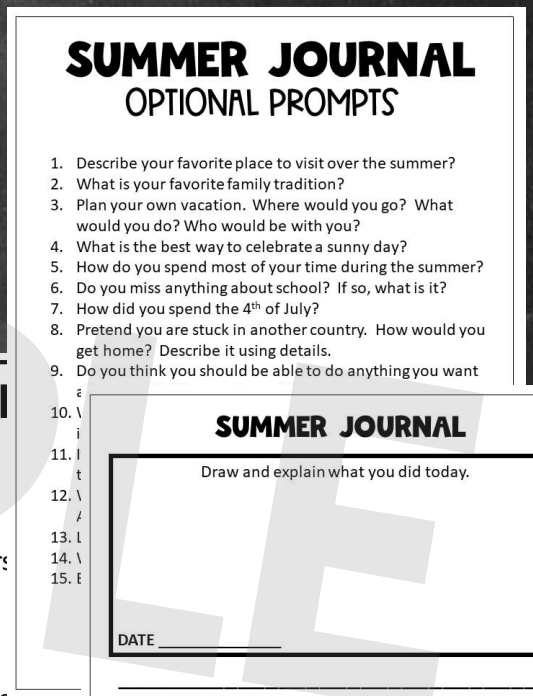

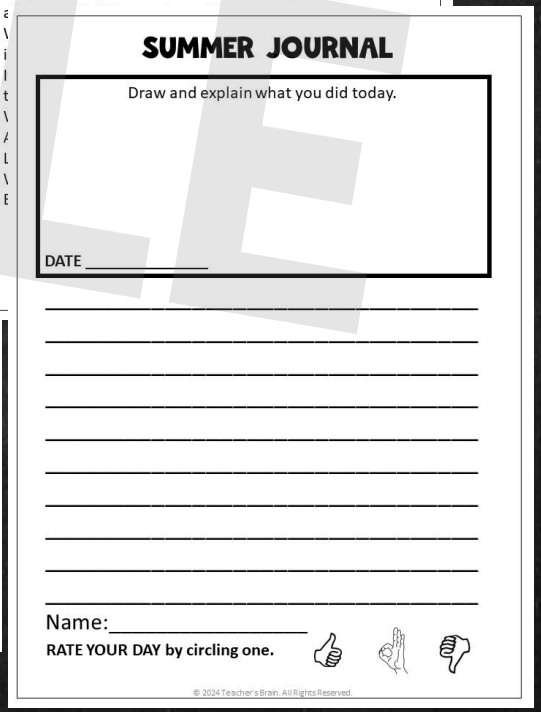

SAMPLE